

# Analog Input Module

## IC670ALG630

GFK-1290D  
May 1997

### Thermocouple Input Module


The Thermocouple Analog Input Module (IC670ALG630) accepts 8 independent thermocouple or millivolt inputs.

Module features include:

- Self-calibration
- Two data acquisition rates based on 50 Hz and 60 Hz line frequencies
- Individual channel configuration
- Configurable high alarm and low alarm levels
- Reports open thermocouple and out of range alarms

Each input channel can be configured to report:

- millivolts ranges as 1/100 of millivolts,
  - OR: thermocouples as linearized temperature in tenths of degrees Celsius or Fahrenheit, with or without cold junction compensation.



46726

### Power Sources

This module does not require a separate power supply to operate.

### LED

- A single indicator shows module status:
  - ON: normal operation
  - Intermittent flashing: module fault
  - OFF: no backplane power

GFK-1290D

May 1997

**Thermocouple Input Module****Module Operation**

The Thermocouple Input Module accepts eight inputs from thermocouples and converts the input level of each to a digital value. The module support a variety of thermocouple types, as listed in the Module Specifications section.

Each input can be configured to report data as millivolt or temperature (tenths of degrees Celsius or Fahrenheit) measurements.

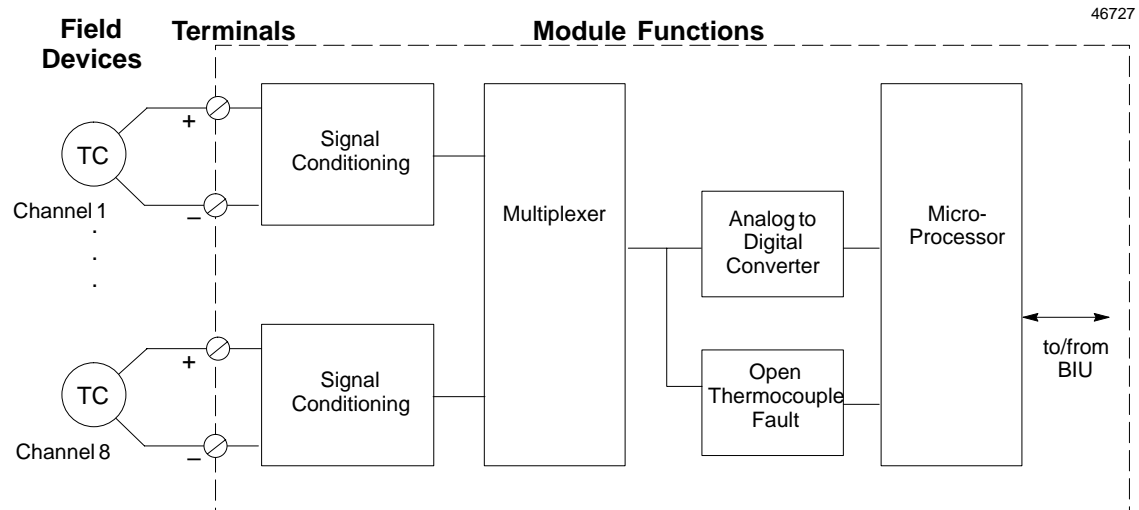
When thermocouples are measured, the module can be configured to monitor the thermocouple junction temperature and correct the input value for cold junction.

On command from the module's internal microprocessor, the solid-state, optically-coupled multiplexer circuitry provides the present analog value of a specified input to the analog-to-digital converter. The converter turns the analog voltage into a binary (15 bits plus a sign bit) value representing tenths (1/10) of degrees Celsius or Fahrenheit. The result is read by the module's microprocessor. The microprocessor determines if the input is over or under its configured range, or if an open thermocouple condition exists.

When the module is configured to measure millivolts instead of inputs from thermocouples, the result of the analog-to-digital conversion is a value reported in hundredths (1/100) of millivolts.

A Bus Interface Module handles the exchange of all I/O data for the modules in the I/O Station over the communications bus.

The illustration below represents the main functional operations of the Thermocouple module.

**Calibration**

The module automatically performs A/D calibration at powerup. Automatic calibration is then repeated every minute to compensate for changes in the ambient temperature. New calibration values are filtered into the current calibration values.

## Analog Input Module

3

### Thermocouple Input Module

GFK-1290D

May 1997

## Host Interface

The Thermocouple Input module uses the following data types:

- 8 words of analog input data.
- 8 words of analog output data. This data is written to the module by the Bus Interface Unit (BIU). It contains the Reference Junction Compensation value, which is a 16-bit temperature value in degrees C. Use of this data is optional; it is needed only when Remote Compensation is configured for one or more channels on the module.
- 48 bits of discrete inputs for module and channel status data (use of this data is optional).
- 16 bits of discrete outputs for fault-clearing commands to the module (also optional).

The module exchanges data with a Bus Interface Unit in the same manner as other types of I/O modules—it provides all its input data and status bits when requested by the BIU, and receives fault-clearing commands from the BIU via its assigned output bits. Note that the BIU can be configured not to send status data over the network.

The module can also be configured for “Group” data transfer with the BIU or with other intelligent devices in the same Field Control station. Group data transfer, and the steps for configuring it, are described in the *Bus Interface Unit User’s Manual*.

### Compatibility

This module must be used with a Bus Interface Unit revision 2.0 or later.

## Thermocouple Limits

The table below lists millivolt and temperature limits for applicable thermocouple types.

| TC Type   | Low mV Limit | High mV Limit | Low Temperature Limit (C) | High Temperature Limit (C) |
|-----------|--------------|---------------|---------------------------|----------------------------|
| J         | -8.0960      | 57.9420       | -210.00                   | 1000.00                    |
| K         | -5.8910      | 54.8069       | -200.00                   | 1370.00                    |
| T         | -5.6030      | 20.2520       | -200.00                   | 390.00                     |
| E         | -8.8240      | 76.3580       | -200.00                   | 1000.00                    |
| S         | -0.1940      | 18.5040       | -40.00                    | 1750.00                    |
| R         | -0.1880      | 20.8780       | -40.00                    | 1750.00                    |
| B         | 0.03300      | 13.8140       | 100.00                    | 1820.00                    |
| N         | -0.57480     | 47.5019       | -22.222                   | 1300.00                    |
| G         | -0.00600     | 38.5639       | 4.444                     | 2315.55                    |
| C         | 0.23400      | 37.0660       | -17.7777                  | 2315.55                    |
| D         | -0.16300     | 39.5060       | -17.7777                  | 2315.55                    |
| PlatineII | 0.0000       | 52.25         | 0.00                      | 1300.00                    |

GFK-1290D

May 1997

**Thermocouple Input Module****Module Configuration Overview**

Like other Field Control modules, the Thermocouple Input module is usually configured from the Bus Interface Unit, using a compatible hand-held programmer. The module will also accept configuration data from the bus when used in a system that supports such configuration. The table below summarizes configuration choices and defaults.

The module will power up with the default configuration settings. These defaults may be changed as appropriate for the application. For configuration instructions, refer to the *Bus Interface Unit User's Manual*.

| Module Parameter               | Description  | Default    | Choices   |
|--------------------------------|--|------------|---|
| AnalogInput Data Length        | Word length of the module's analog input data in the BIU's analog input (AI) table.  | 8          | 1 to 8  |
| AnalogInput Data Reference     | Starting offset for the module's analog input data in the BIU's analog input (AI) table.   |            | userselectable  |
| AnalogOutput Data Length       | Word length of the module's optional Reference Compensation data in the BIU's analog output (AQ) table.                                | 8          | 0 or 8  |
| AnalogOutput Data Reference    | Starting offset for the module's optional Reference Compensation data in the BIU's analog output (AQ) table.                           |            | userselectable  |
| Discrete Input Data Length     | Bit length of the module's optional status data in the BIU's discrete input (I) data table.  | 48         | 0 or 48   |
| Discrete Input Data Reference  | Starting offset for the module's optional status data in the BIU's discrete input (I) data table.                                      |            | userselectable  |
| Discrete Output Data Length    | Bit length of the module's optional fault-clearing commands in the BIU's discrete output (Q) table.                                    | 16         | 0 or 16   |
| Discrete Output Data Reference | Starting offset for the module's optional fault-clearing commands in the BIU's discrete output (Q) table.                              |            | userselectable  |
| Line Frequency                 | Specifies the line frequency. The module uses this data to control the sampling rate.  | 60 Hz      | 50 Hz, 60 Hz  |
| Suppress Open Thermocouple     | Determines whether or not the module will suppress Open Thermocouple diagnostics on the input data.                                    | No         | Yes, No   |
| Channel Active                 | Specifies if the channel should return data and alarms. If a channel is "inactive" space is still allocated for it.                    | Active     | Inactive (off)<br>Active (on)                         |
| Engineering Units              | Specifies how the module will report input values  | Millivolts | Millivolts, 1/10degrees C,<br>1/10degrees F           |
| Thermocouple Type              | The type of thermocouple present on each channel.  | None       | None, J, K, T, E, S, R, B, N, G,<br>C, D, Platinel II |
| Range                          | For millivolt inputs only, the range for each channel in millivolts.   | 625        | 19.53, 39.06, 78.125, 156.25,<br>312.5, 625.          |
| RJ Type                        | Specifies how or whether the channel will perform Cold Junction compensation.  | Local      | Local, Remote, Fixed, None                            |
| Alam Low                       | The low alarm limit for the channel, in engineering units.   | -200       | -32,768 to +32,767                                    |
| Alam High                      | The high alarm limit for the channel, in engineering units.  | 800        | -32,768 to +32,767                                    |
| Reference Junction Value       | Specifies a reference value if Fixed RJ Type has been configured.  | 0          |   |
| Offset                         | Specifies optional amount to be added to compensated and linearized input value when a Conversion Type in degrees has been configured. | 0          |   |

## Analog Input Module

5

### Thermocouple Input Module

GFK-1290D

May 1997

## Module Features

### Channel Active

Each channel can be configured as either active or inactive. If a channel is inactive, it is still sampled from the A/D. The filtering, scaling, calibration, and alarm checks are omitted for that channel, and a value of 0 is returned to the BIU. The reference parameter for the analog input data returns the byte length and is independent of the number of active channels.

If a channel is active, and the configured analog input data length is not long enough to accommodate the data for a particular channel, the data for that channel is still processed, since the response to a group command may be used to transmit that channel's data to the BIU.

### Low Alarm Limit and High Alarm Limit

Each input channel can have a low alarm limit and a high alarm limit. If an input reaches one of its limits, the module reports the actual value and sends the appropriate diagnostic bit in the BIU's discrete input (I) table. Alarms do not stop the process or change the value of the input. Alarm limits can be set anywhere over the dynamic range of the signal. The range for each is - 32,768 to +32,767. The high alarm limit must be greater than the low alarm limit. If alarm reporting is not wanted, alarm limits can be set beyond the dynamic range of the signal so they will never be activated.

### Cold Junction Compensation

The Thermocouple module provides four methods of Cold Junction Compensation.

- No Cold Junction Compensation: This is used for millivolt inputs or if cold junction is maintained at 0 degrees C.
- Remote Cold Junction Compensation: With this option, cold junction is measured externally and provided to the module by the BIU, using its %AQ output references. If the module has multiple thermocouples that are configured for remote compensation, the same compensation value must be used by each.
- Fixed Cold Junction Compensation: This option uses a fixed compensation value which is provided as part of the module configuration.
- Local Cold Junction Compensation: The best way to provide local compensation is with a Thermocouple Terminal Block. (IC670CHS004), which has two built-in thermistors. It shields thermocouple connections from module heat.

If local compensation is selected and a Thermocouple Terminal Block is not used, separate thermistors must be installed directly at the I/O Terminal Block, using the Thermistor (+) and Thermistor (-) terminals. The thermistor must be BetaTHERM part # 8.5K3A4 (or equivalent) from BetaTHERM Corp., 910 Turnpike Rd., Shrewsbury MA, 01545 (ph: 508 842-0516, FAX: 508 842-0748) **Note:** If local compensation is selected but a Thermocouple Terminal Block or local thermistors are not used, erroneous temperatures may be reported.

### Range Selection

The module can be configured for any of six different millivolt ranges (+/-): 19.5mV, 39mV, 78.125mV, 156.25mV, 312.5mV, and 625mV. All but the last provide input readings in hundredths of millivolts. For the 625mV range, inputs are in tenths of millivolts.

GFK-1290D

May 1997

**Thermocouple Input Module****Module Specifications**

| <b>Module Characteristics</b>                    |  |
|--|--|
| Number of Channels                               | 8 Each channel is individually configurable.   |
| Thermocouple types                               | J, K, T, E, S R, B, N, G, C, D, Platinel II  |
| Spans (+/-)                                      | 19.5mV, 39mV, 78.125mV, 156.25mV, 312.5mV, 625mV   |
| Converter resolution                             | 15 bits + sign   |
| Cold junction compensation                       | If used, reference junction temperature either measured at thermocouple termination using a precision thermistor or supplied by system, or by fixed configuration value.                 |
| Cold junction temperature error                  | +/-0.25 degree Celsius (local measurement). To reduce temperature transients, thermocouple terminations should not be installed in the same cabinet as high heat-dissipation assemblies. |
| Conformity error                                 | +/-0.3 degree Celsius, +/-0.5 degree Fahrenheit.   |
| Operating temperature range                      | 0 to 55 degrees Celsius ambient.   |
| Accuracy at 25 C on voltage measurement          | +/-0.1% of reading, +/-0.05% of span for J, K, T, and E thermocouple types   |
| Temperature sensitivity (0 to 60C)               | +/-0.004% of reading, +/-1.5µV per Celsius referred to input   |
| Normal mode rejection                            | 60dB, at 50/60 Hz, 100% span   |
| Common mode rejection                            | 120 dB at 50/60Hz, 100 ohm imbalance   |
| Common mode voltage                              | 250 Vrms (350 VDC or peak AC)  |
| Maximum voltage between channels                 | 250 VAC  |
| Isolation:                                       |  |
| User input to logic, user input to frame ground. | 1500 VAC for 1 minute, 250 VAC continuous.   |
| Channel to Channel                               | 250 VAC continuous.  |
| Current drawn from BIU power supply              | 195 mA maximum   |
| Normal mode voltage                              | 100% overrange DC or peak AC operational<br>28 VDC or peak AC maximum  |
| Scan time  | 60 Hz: approximately 60 milliseconds per point<br>50 Hz: approximately 70 milliseconds per point.  |
| Fault detection                                  | Open Thermocouple, over/underrange, and high/low alarm   |

**Keying Locations**

Optional keying locations for the Thermocouple module are:

| <b>Keying Locations</b> |   |   |   |   |   |   |   |   |   |
|-------------------------|---|---|---|---|---|---|---|---|---|
| A                       | B | C | D | E | F | G | H | J | K |
| ✓                       |   |   | ✓ |   |   |   | ✓ | ✓ |   |

# Analog Input Module

## Thermocouple Input Module

GFK-1290D  
May 1997

### Installation Instructions

Thermocouples can be wired directly to the I/O Terminal Block on which the Thermocouple module is installed, or wired to an optional Thermocouple Terminal Block (IC670CHS004).

If a Thermocouple Terminal Block is used, installing the Thermocouple Module itself on an I/O Terminal Block with Wire to Board Connectors provides the simplest connection between terminal blocks. However, the module can be installed on any Field Control I/O Terminal Block. Terminal assignments for each type of Field Control I/O Terminal Block are shown below. Note that if a thermistor is connected locally to the I/O Terminal Block on which the module is installed, to achieve “local” cold junction compensation, the thermistor must be electronically identical to the thermistor in the Thermocouple Terminal Block.

The Terminal Block with box terminals has 25 terminals for each module. Each terminal accommodates one AWG #14 (avg 2.1mm<sup>2</sup> cross section) to AWG #22 (avg 0.36mm<sup>2</sup> cross section) wire, or two wires up to AWG #18 (avg. 0.86mm<sup>2</sup> cross section). When an external jumper is used, wire capacity is reduced from AWG #14 (2.10mm<sup>2</sup>) to AWG #16 (1.32mm<sup>2</sup>).

The I/O Terminal Block with barrier terminals has 18 terminals per module. Each terminal can accommodate one or two wires up to AWG #14 (avg 2.1mm<sup>2</sup> cross section).

The I/O Terminal Block with Connectors has one 20-pin male connector per module.

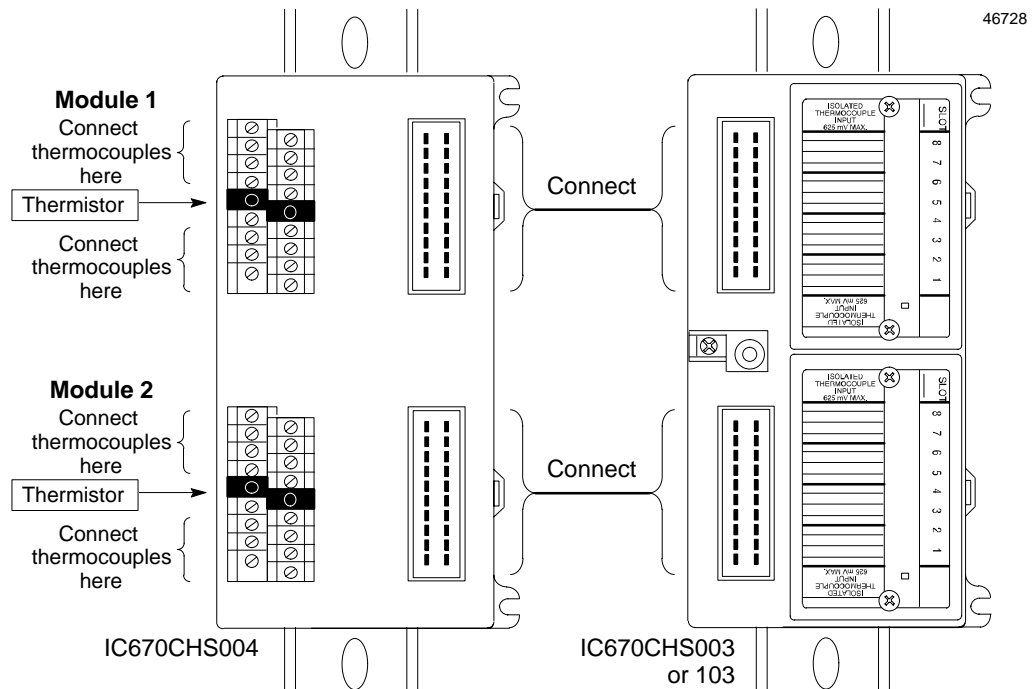
| I/O Terminal Block with Box Terminals (IC670CHS002 and 102)   | I/O Terminal Block with Barrier Terminals (IC670CHS001 and 101) | I/O Terminal Block with Wire to Board Connectors (IC670CHS003 and 103) |                |             |             |    |    |             |        |    |    |  |             |    |  |             |             |    |    |             |        |    |   |  |             |   |  |             |             |   |   |             |        |    |   |  |             |   |  |             |             |   |   |             |        |    |   |        |                |    |    |                |                |    |    |                |  |  |    |  |  |             |    |  |             |             |    |    |             |             |    |    |             |             |    |    |             |             |   |   |             |             |   |   |             |             |   |   |             |             |   |   |             |                |   |   |                |  |  |   |  |  |             |    |    |             |             |    |   |             |             |    |   |             |             |    |   |             |             |    |   |             |             |    |   |             |                |    |   |             |                |    |   |             |                |    |   |             |                |    |   |             |
|---|---|--|----------------|-------------|-------------|----|----|-------------|--------|----|----|--|-------------|----|--|-------------|-------------|----|----|-------------|--------|----|---|--|-------------|---|--|-------------|-------------|---|---|-------------|--------|----|---|--|-------------|---|--|-------------|-------------|---|---|-------------|--------|----|---|--------|----------------|----|----|----------------|----------------|----|----|----------------|--|--|----|--|--|-------------|----|--|-------------|-------------|----|----|-------------|-------------|----|----|-------------|-------------|----|----|-------------|-------------|---|---|-------------|-------------|---|---|-------------|-------------|---|---|-------------|-------------|---|---|-------------|----------------|---|---|----------------|--|--|---|--|--|-------------|----|----|-------------|-------------|----|---|-------------|-------------|----|---|-------------|-------------|----|---|-------------|-------------|----|---|-------------|-------------|----|---|-------------|----------------|----|---|-------------|----------------|----|---|-------------|----------------|----|---|-------------|----------------|----|---|-------------|
| <table border="0"> <tr> <td>Input 8 (+)</td> <td>16</td> <td></td> <td>Input 7 (+)</td> </tr> <tr> <td>Input 8 (-)</td> <td>14</td> <td>15</td> <td>Input 7 (-)</td> </tr> <tr> <td>common</td> <td>E8</td> <td>13</td> <td></td> </tr> <tr> <td>Input 6 (+)</td> <td>12</td> <td></td> <td>Input 5 (+)</td> </tr> <tr> <td>Input 6 (-)</td> <td>10</td> <td>11</td> <td>Input 5 (-)</td> </tr> <tr> <td>common</td> <td>E6</td> <td>9</td> <td></td> </tr> <tr> <td>Input 4 (+)</td> <td>8</td> <td></td> <td>Input 3 (+)</td> </tr> <tr> <td>Input 4 (-)</td> <td>6</td> <td>7</td> <td>Input 3 (-)</td> </tr> <tr> <td>common</td> <td>E4</td> <td>5</td> <td></td> </tr> <tr> <td>Input 2 (+)</td> <td>4</td> <td></td> <td>Input 1 (+)</td> </tr> <tr> <td>Input 2 (-)</td> <td>2</td> <td>3</td> <td>Input 1 (-)</td> </tr> <tr> <td>common</td> <td>E2</td> <td>1</td> <td>common</td> </tr> <tr> <td>Thermistor (-)</td> <td>B2</td> <td>E1</td> <td>Thermistor (+)</td> </tr> <tr> <td>Thermistor (-)</td> <td>B1</td> <td>A2</td> <td>Thermistor (+)</td> </tr> <tr> <td></td> <td></td> <td>A1</td> <td></td> </tr> </table> | Input 8 (+)   | 16   |                | Input 7 (+) | Input 8 (-) | 14 | 15 | Input 7 (-) | common | E8 | 13 |  | Input 6 (+) | 12 |  | Input 5 (+) | Input 6 (-) | 10 | 11 | Input 5 (-) | common | E6 | 9 |  | Input 4 (+) | 8 |  | Input 3 (+) | Input 4 (-) | 6 | 7 | Input 3 (-) | common | E4 | 5 |  | Input 2 (+) | 4 |  | Input 1 (+) | Input 2 (-) | 2 | 3 | Input 1 (-) | common | E2 | 1 | common | Thermistor (-) | B2 | E1 | Thermistor (+) | Thermistor (-) | B1 | A2 | Thermistor (+) |  |  | A1 |  | <table border="0"> <tr> <td>Input 8 (+)</td> <td>16</td> <td></td> <td>Input 7 (+)</td> </tr> <tr> <td>Input 8 (-)</td> <td>14</td> <td>15</td> <td>Input 7 (-)</td> </tr> <tr> <td>Input 6 (+)</td> <td>12</td> <td>13</td> <td>Input 5 (+)</td> </tr> <tr> <td>Input 6 (-)</td> <td>10</td> <td>11</td> <td>Input 5 (-)</td> </tr> <tr> <td>Input 4 (+)</td> <td>8</td> <td>9</td> <td>Input 3 (+)</td> </tr> <tr> <td>Input 4 (-)</td> <td>6</td> <td>7</td> <td>Input 3 (-)</td> </tr> <tr> <td>Input 2 (+)</td> <td>4</td> <td>5</td> <td>Input 1 (+)</td> </tr> <tr> <td>Input 2 (-)</td> <td>2</td> <td>3</td> <td>Input 1 (-)</td> </tr> <tr> <td>Thermistor (-)</td> <td>B</td> <td>1</td> <td>Thermistor (+)</td> </tr> <tr> <td></td> <td></td> <td>A</td> <td></td> </tr> </table> | Input 8 (+) | 16 |  | Input 7 (+) | Input 8 (-) | 14 | 15 | Input 7 (-) | Input 6 (+) | 12 | 13 | Input 5 (+) | Input 6 (-) | 10 | 11 | Input 5 (-) | Input 4 (+) | 8 | 9 | Input 3 (+) | Input 4 (-) | 6 | 7 | Input 3 (-) | Input 2 (+) | 4 | 5 | Input 1 (+) | Input 2 (-) | 2 | 3 | Input 1 (-) | Thermistor (-) | B | 1 | Thermistor (+) |  |  | A |  | <table border="0"> <tr> <td>Input 5 (+)</td> <td>11</td> <td>10</td> <td>Input 6 (-)</td> </tr> <tr> <td>Input 6 (+)</td> <td>12</td> <td>9</td> <td>Input 5 (-)</td> </tr> <tr> <td>Input 7 (-)</td> <td>13</td> <td>8</td> <td>Input 4 (+)</td> </tr> <tr> <td>Input 8 (-)</td> <td>14</td> <td>7</td> <td>Input 3 (+)</td> </tr> <tr> <td>Input 7 (+)</td> <td>15</td> <td>6</td> <td>Input 4 (-)</td> </tr> <tr> <td>Input 8 (+)</td> <td>16</td> <td>5</td> <td>Input 3 (-)</td> </tr> <tr> <td>Thermistor (+)</td> <td>A2</td> <td>4</td> <td>Input 2 (+)</td> </tr> <tr> <td>Thermistor (+)</td> <td>A1</td> <td>3</td> <td>Input 1 (+)</td> </tr> <tr> <td>Thermistor (-)</td> <td>B2</td> <td>2</td> <td>Input 2 (-)</td> </tr> <tr> <td>Thermistor (-)</td> <td>B1</td> <td>1</td> <td>Input 1 (-)</td> </tr> </table> | Input 5 (+) | 11 | 10 | Input 6 (-) | Input 6 (+) | 12 | 9 | Input 5 (-) | Input 7 (-) | 13 | 8 | Input 4 (+) | Input 8 (-) | 14 | 7 | Input 3 (+) | Input 7 (+) | 15 | 6 | Input 4 (-) | Input 8 (+) | 16 | 5 | Input 3 (-) | Thermistor (+) | A2 | 4 | Input 2 (+) | Thermistor (+) | A1 | 3 | Input 1 (+) | Thermistor (-) | B2 | 2 | Input 2 (-) | Thermistor (-) | B1 | 1 | Input 1 (-) |
| Input 8 (+)   | 16  |  | Input 7 (+)    |             |             |    |    |             |        |    |    |  |             |    |  |             |             |    |    |             |        |    |   |  |             |   |  |             |             |   |   |             |        |    |   |  |             |   |  |             |             |   |   |             |        |    |   |        |                |    |    |                |                |    |    |                |  |  |    |  |  |             |    |  |             |             |    |    |             |             |    |    |             |             |    |    |             |             |   |   |             |             |   |   |             |             |   |   |             |             |   |   |             |                |   |   |                |  |  |   |  |  |             |    |    |             |             |    |   |             |             |    |   |             |             |    |   |             |             |    |   |             |             |    |   |             |                |    |   |             |                |    |   |             |                |    |   |             |                |    |   |             |
| Input 8 (-)   | 14  | 15   | Input 7 (-)    |             |             |    |    |             |        |    |    |  |             |    |  |             |             |    |    |             |        |    |   |  |             |   |  |             |             |   |   |             |        |    |   |  |             |   |  |             |             |   |   |             |        |    |   |        |                |    |    |                |                |    |    |                |  |  |    |  |  |             |    |  |             |             |    |    |             |             |    |    |             |             |    |    |             |             |   |   |             |             |   |   |             |             |   |   |             |             |   |   |             |                |   |   |                |  |  |   |  |  |             |    |    |             |             |    |   |             |             |    |   |             |             |    |   |             |             |    |   |             |             |    |   |             |                |    |   |             |                |    |   |             |                |    |   |             |                |    |   |             |
| common  | E8  | 13   |                |             |             |    |    |             |        |    |    |  |             |    |  |             |             |    |    |             |        |    |   |  |             |   |  |             |             |   |   |             |        |    |   |  |             |   |  |             |             |   |   |             |        |    |   |        |                |    |    |                |                |    |    |                |  |  |    |  |  |             |    |  |             |             |    |    |             |             |    |    |             |             |    |    |             |             |   |   |             |             |   |   |             |             |   |   |             |             |   |   |             |                |   |   |                |  |  |   |  |  |             |    |    |             |             |    |   |             |             |    |   |             |             |    |   |             |             |    |   |             |             |    |   |             |                |    |   |             |                |    |   |             |                |    |   |             |                |    |   |             |
| Input 6 (+)   | 12  |  | Input 5 (+)    |             |             |    |    |             |        |    |    |  |             |    |  |             |             |    |    |             |        |    |   |  |             |   |  |             |             |   |   |             |        |    |   |  |             |   |  |             |             |   |   |             |        |    |   |        |                |    |    |                |                |    |    |                |  |  |    |  |  |             |    |  |             |             |    |    |             |             |    |    |             |             |    |    |             |             |   |   |             |             |   |   |             |             |   |   |             |             |   |   |             |                |   |   |                |  |  |   |  |  |             |    |    |             |             |    |   |             |             |    |   |             |             |    |   |             |             |    |   |             |             |    |   |             |                |    |   |             |                |    |   |             |                |    |   |             |                |    |   |             |
| Input 6 (-)   | 10  | 11   | Input 5 (-)    |             |             |    |    |             |        |    |    |  |             |    |  |             |             |    |    |             |        |    |   |  |             |   |  |             |             |   |   |             |        |    |   |  |             |   |  |             |             |   |   |             |        |    |   |        |                |    |    |                |                |    |    |                |  |  |    |  |  |             |    |  |             |             |    |    |             |             |    |    |             |             |    |    |             |             |   |   |             |             |   |   |             |             |   |   |             |             |   |   |             |                |   |   |                |  |  |   |  |  |             |    |    |             |             |    |   |             |             |    |   |             |             |    |   |             |             |    |   |             |             |    |   |             |                |    |   |             |                |    |   |             |                |    |   |             |                |    |   |             |
| common  | E6  | 9  |                |             |             |    |    |             |        |    |    |  |             |    |  |             |             |    |    |             |        |    |   |  |             |   |  |             |             |   |   |             |        |    |   |  |             |   |  |             |             |   |   |             |        |    |   |        |                |    |    |                |                |    |    |                |  |  |    |  |  |             |    |  |             |             |    |    |             |             |    |    |             |             |    |    |             |             |   |   |             |             |   |   |             |             |   |   |             |             |   |   |             |                |   |   |                |  |  |   |  |  |             |    |    |             |             |    |   |             |             |    |   |             |             |    |   |             |             |    |   |             |             |    |   |             |                |    |   |             |                |    |   |             |                |    |   |             |                |    |   |             |
| Input 4 (+)   | 8   |  | Input 3 (+)    |             |             |    |    |             |        |    |    |  |             |    |  |             |             |    |    |             |        |    |   |  |             |   |  |             |             |   |   |             |        |    |   |  |             |   |  |             |             |   |   |             |        |    |   |        |                |    |    |                |                |    |    |                |  |  |    |  |  |             |    |  |             |             |    |    |             |             |    |    |             |             |    |    |             |             |   |   |             |             |   |   |             |             |   |   |             |             |   |   |             |                |   |   |                |  |  |   |  |  |             |    |    |             |             |    |   |             |             |    |   |             |             |    |   |             |             |    |   |             |             |    |   |             |                |    |   |             |                |    |   |             |                |    |   |             |                |    |   |             |
| Input 4 (-)   | 6   | 7  | Input 3 (-)    |             |             |    |    |             |        |    |    |  |             |    |  |             |             |    |    |             |        |    |   |  |             |   |  |             |             |   |   |             |        |    |   |  |             |   |  |             |             |   |   |             |        |    |   |        |                |    |    |                |                |    |    |                |  |  |    |  |  |             |    |  |             |             |    |    |             |             |    |    |             |             |    |    |             |             |   |   |             |             |   |   |             |             |   |   |             |             |   |   |             |                |   |   |                |  |  |   |  |  |             |    |    |             |             |    |   |             |             |    |   |             |             |    |   |             |             |    |   |             |             |    |   |             |                |    |   |             |                |    |   |             |                |    |   |             |                |    |   |             |
| common  | E4  | 5  |                |             |             |    |    |             |        |    |    |  |             |    |  |             |             |    |    |             |        |    |   |  |             |   |  |             |             |   |   |             |        |    |   |  |             |   |  |             |             |   |   |             |        |    |   |        |                |    |    |                |                |    |    |                |  |  |    |  |  |             |    |  |             |             |    |    |             |             |    |    |             |             |    |    |             |             |   |   |             |             |   |   |             |             |   |   |             |             |   |   |             |                |   |   |                |  |  |   |  |  |             |    |    |             |             |    |   |             |             |    |   |             |             |    |   |             |             |    |   |             |             |    |   |             |                |    |   |             |                |    |   |             |                |    |   |             |                |    |   |             |
| Input 2 (+)   | 4   |  | Input 1 (+)    |             |             |    |    |             |        |    |    |  |             |    |  |             |             |    |    |             |        |    |   |  |             |   |  |             |             |   |   |             |        |    |   |  |             |   |  |             |             |   |   |             |        |    |   |        |                |    |    |                |                |    |    |                |  |  |    |  |  |             |    |  |             |             |    |    |             |             |    |    |             |             |    |    |             |             |   |   |             |             |   |   |             |             |   |   |             |             |   |   |             |                |   |   |                |  |  |   |  |  |             |    |    |             |             |    |   |             |             |    |   |             |             |    |   |             |             |    |   |             |             |    |   |             |                |    |   |             |                |    |   |             |                |    |   |             |                |    |   |             |
| Input 2 (-)   | 2   | 3  | Input 1 (-)    |             |             |    |    |             |        |    |    |  |             |    |  |             |             |    |    |             |        |    |   |  |             |   |  |             |             |   |   |             |        |    |   |  |             |   |  |             |             |   |   |             |        |    |   |        |                |    |    |                |                |    |    |                |  |  |    |  |  |             |    |  |             |             |    |    |             |             |    |    |             |             |    |    |             |             |   |   |             |             |   |   |             |             |   |   |             |             |   |   |             |                |   |   |                |  |  |   |  |  |             |    |    |             |             |    |   |             |             |    |   |             |             |    |   |             |             |    |   |             |             |    |   |             |                |    |   |             |                |    |   |             |                |    |   |             |                |    |   |             |
| common  | E2  | 1  | common         |             |             |    |    |             |        |    |    |  |             |    |  |             |             |    |    |             |        |    |   |  |             |   |  |             |             |   |   |             |        |    |   |  |             |   |  |             |             |   |   |             |        |    |   |        |                |    |    |                |                |    |    |                |  |  |    |  |  |             |    |  |             |             |    |    |             |             |    |    |             |             |    |    |             |             |   |   |             |             |   |   |             |             |   |   |             |             |   |   |             |                |   |   |                |  |  |   |  |  |             |    |    |             |             |    |   |             |             |    |   |             |             |    |   |             |             |    |   |             |             |    |   |             |                |    |   |             |                |    |   |             |                |    |   |             |                |    |   |             |
| Thermistor (-)  | B2  | E1   | Thermistor (+) |             |             |    |    |             |        |    |    |  |             |    |  |             |             |    |    |             |        |    |   |  |             |   |  |             |             |   |   |             |        |    |   |  |             |   |  |             |             |   |   |             |        |    |   |        |                |    |    |                |                |    |    |                |  |  |    |  |  |             |    |  |             |             |    |    |             |             |    |    |             |             |    |    |             |             |   |   |             |             |   |   |             |             |   |   |             |             |   |   |             |                |   |   |                |  |  |   |  |  |             |    |    |             |             |    |   |             |             |    |   |             |             |    |   |             |             |    |   |             |             |    |   |             |                |    |   |             |                |    |   |             |                |    |   |             |                |    |   |             |
| Thermistor (-)  | B1  | A2   | Thermistor (+) |             |             |    |    |             |        |    |    |  |             |    |  |             |             |    |    |             |        |    |   |  |             |   |  |             |             |   |   |             |        |    |   |  |             |   |  |             |             |   |   |             |        |    |   |        |                |    |    |                |                |    |    |                |  |  |    |  |  |             |    |  |             |             |    |    |             |             |    |    |             |             |    |    |             |             |   |   |             |             |   |   |             |             |   |   |             |             |   |   |             |                |   |   |                |  |  |   |  |  |             |    |    |             |             |    |   |             |             |    |   |             |             |    |   |             |             |    |   |             |             |    |   |             |                |    |   |             |                |    |   |             |                |    |   |             |                |    |   |             |
|   |   | A1   |                |             |             |    |    |             |        |    |    |  |             |    |  |             |             |    |    |             |        |    |   |  |             |   |  |             |             |   |   |             |        |    |   |  |             |   |  |             |             |   |   |             |        |    |   |        |                |    |    |                |                |    |    |                |  |  |    |  |  |             |    |  |             |             |    |    |             |             |    |    |             |             |    |    |             |             |   |   |             |             |   |   |             |             |   |   |             |             |   |   |             |                |   |   |                |  |  |   |  |  |             |    |    |             |             |    |   |             |             |    |   |             |             |    |   |             |             |    |   |             |             |    |   |             |                |    |   |             |                |    |   |             |                |    |   |             |                |    |   |             |
| Input 8 (+)   | 16  |  | Input 7 (+)    |             |             |    |    |             |        |    |    |  |             |    |  |             |             |    |    |             |        |    |   |  |             |   |  |             |             |   |   |             |        |    |   |  |             |   |  |             |             |   |   |             |        |    |   |        |                |    |    |                |                |    |    |                |  |  |    |  |  |             |    |  |             |             |    |    |             |             |    |    |             |             |    |    |             |             |   |   |             |             |   |   |             |             |   |   |             |             |   |   |             |                |   |   |                |  |  |   |  |  |             |    |    |             |             |    |   |             |             |    |   |             |             |    |   |             |             |    |   |             |             |    |   |             |                |    |   |             |                |    |   |             |                |    |   |             |                |    |   |             |
| Input 8 (-)   | 14  | 15   | Input 7 (-)    |             |             |    |    |             |        |    |    |  |             |    |  |             |             |    |    |             |        |    |   |  |             |   |  |             |             |   |   |             |        |    |   |  |             |   |  |             |             |   |   |             |        |    |   |        |                |    |    |                |                |    |    |                |  |  |    |  |  |             |    |  |             |             |    |    |             |             |    |    |             |             |    |    |             |             |   |   |             |             |   |   |             |             |   |   |             |             |   |   |             |                |   |   |                |  |  |   |  |  |             |    |    |             |             |    |   |             |             |    |   |             |             |    |   |             |             |    |   |             |             |    |   |             |                |    |   |             |                |    |   |             |                |    |   |             |                |    |   |             |
| Input 6 (+)   | 12  | 13   | Input 5 (+)    |             |             |    |    |             |        |    |    |  |             |    |  |             |             |    |    |             |        |    |   |  |             |   |  |             |             |   |   |             |        |    |   |  |             |   |  |             |             |   |   |             |        |    |   |        |                |    |    |                |                |    |    |                |  |  |    |  |  |             |    |  |             |             |    |    |             |             |    |    |             |             |    |    |             |             |   |   |             |             |   |   |             |             |   |   |             |             |   |   |             |                |   |   |                |  |  |   |  |  |             |    |    |             |             |    |   |             |             |    |   |             |             |    |   |             |             |    |   |             |             |    |   |             |                |    |   |             |                |    |   |             |                |    |   |             |                |    |   |             |
| Input 6 (-)   | 10  | 11   | Input 5 (-)    |             |             |    |    |             |        |    |    |  |             |    |  |             |             |    |    |             |        |    |   |  |             |   |  |             |             |   |   |             |        |    |   |  |             |   |  |             |             |   |   |             |        |    |   |        |                |    |    |                |                |    |    |                |  |  |    |  |  |             |    |  |             |             |    |    |             |             |    |    |             |             |    |    |             |             |   |   |             |             |   |   |             |             |   |   |             |             |   |   |             |                |   |   |                |  |  |   |  |  |             |    |    |             |             |    |   |             |             |    |   |             |             |    |   |             |             |    |   |             |             |    |   |             |                |    |   |             |                |    |   |             |                |    |   |             |                |    |   |             |
| Input 4 (+)   | 8   | 9  | Input 3 (+)    |             |             |    |    |             |        |    |    |  |             |    |  |             |             |    |    |             |        |    |   |  |             |   |  |             |             |   |   |             |        |    |   |  |             |   |  |             |             |   |   |             |        |    |   |        |                |    |    |                |                |    |    |                |  |  |    |  |  |             |    |  |             |             |    |    |             |             |    |    |             |             |    |    |             |             |   |   |             |             |   |   |             |             |   |   |             |             |   |   |             |                |   |   |                |  |  |   |  |  |             |    |    |             |             |    |   |             |             |    |   |             |             |    |   |             |             |    |   |             |             |    |   |             |                |    |   |             |                |    |   |             |                |    |   |             |                |    |   |             |
| Input 4 (-)   | 6   | 7  | Input 3 (-)    |             |             |    |    |             |        |    |    |  |             |    |  |             |             |    |    |             |        |    |   |  |             |   |  |             |             |   |   |             |        |    |   |  |             |   |  |             |             |   |   |             |        |    |   |        |                |    |    |                |                |    |    |                |  |  |    |  |  |             |    |  |             |             |    |    |             |             |    |    |             |             |    |    |             |             |   |   |             |             |   |   |             |             |   |   |             |             |   |   |             |                |   |   |                |  |  |   |  |  |             |    |    |             |             |    |   |             |             |    |   |             |             |    |   |             |             |    |   |             |             |    |   |             |                |    |   |             |                |    |   |             |                |    |   |             |                |    |   |             |
| Input 2 (+)   | 4   | 5  | Input 1 (+)    |             |             |    |    |             |        |    |    |  |             |    |  |             |             |    |    |             |        |    |   |  |             |   |  |             |             |   |   |             |        |    |   |  |             |   |  |             |             |   |   |             |        |    |   |        |                |    |    |                |                |    |    |                |  |  |    |  |  |             |    |  |             |             |    |    |             |             |    |    |             |             |    |    |             |             |   |   |             |             |   |   |             |             |   |   |             |             |   |   |             |                |   |   |                |  |  |   |  |  |             |    |    |             |             |    |   |             |             |    |   |             |             |    |   |             |             |    |   |             |             |    |   |             |                |    |   |             |                |    |   |             |                |    |   |             |                |    |   |             |
| Input 2 (-)   | 2   | 3  | Input 1 (-)    |             |             |    |    |             |        |    |    |  |             |    |  |             |             |    |    |             |        |    |   |  |             |   |  |             |             |   |   |             |        |    |   |  |             |   |  |             |             |   |   |             |        |    |   |        |                |    |    |                |                |    |    |                |  |  |    |  |  |             |    |  |             |             |    |    |             |             |    |    |             |             |    |    |             |             |   |   |             |             |   |   |             |             |   |   |             |             |   |   |             |                |   |   |                |  |  |   |  |  |             |    |    |             |             |    |   |             |             |    |   |             |             |    |   |             |             |    |   |             |             |    |   |             |                |    |   |             |                |    |   |             |                |    |   |             |                |    |   |             |
| Thermistor (-)  | B   | 1  | Thermistor (+) |             |             |    |    |             |        |    |    |  |             |    |  |             |             |    |    |             |        |    |   |  |             |   |  |             |             |   |   |             |        |    |   |  |             |   |  |             |             |   |   |             |        |    |   |        |                |    |    |                |                |    |    |                |  |  |    |  |  |             |    |  |             |             |    |    |             |             |    |    |             |             |    |    |             |             |   |   |             |             |   |   |             |             |   |   |             |             |   |   |             |                |   |   |                |  |  |   |  |  |             |    |    |             |             |    |   |             |             |    |   |             |             |    |   |             |             |    |   |             |             |    |   |             |                |    |   |             |                |    |   |             |                |    |   |             |                |    |   |             |
|   |   | A  |                |             |             |    |    |             |        |    |    |  |             |    |  |             |             |    |    |             |        |    |   |  |             |   |  |             |             |   |   |             |        |    |   |  |             |   |  |             |             |   |   |             |        |    |   |        |                |    |    |                |                |    |    |                |  |  |    |  |  |             |    |  |             |             |    |    |             |             |    |    |             |             |    |    |             |             |   |   |             |             |   |   |             |             |   |   |             |             |   |   |             |                |   |   |                |  |  |   |  |  |             |    |    |             |             |    |   |             |             |    |   |             |             |    |   |             |             |    |   |             |             |    |   |             |                |    |   |             |                |    |   |             |                |    |   |             |                |    |   |             |
| Input 5 (+)   | 11  | 10   | Input 6 (-)    |             |             |    |    |             |        |    |    |  |             |    |  |             |             |    |    |             |        |    |   |  |             |   |  |             |             |   |   |             |        |    |   |  |             |   |  |             |             |   |   |             |        |    |   |        |                |    |    |                |                |    |    |                |  |  |    |  |  |             |    |  |             |             |    |    |             |             |    |    |             |             |    |    |             |             |   |   |             |             |   |   |             |             |   |   |             |             |   |   |             |                |   |   |                |  |  |   |  |  |             |    |    |             |             |    |   |             |             |    |   |             |             |    |   |             |             |    |   |             |             |    |   |             |                |    |   |             |                |    |   |             |                |    |   |             |                |    |   |             |
| Input 6 (+)   | 12  | 9  | Input 5 (-)    |             |             |    |    |             |        |    |    |  |             |    |  |             |             |    |    |             |        |    |   |  |             |   |  |             |             |   |   |             |        |    |   |  |             |   |  |             |             |   |   |             |        |    |   |        |                |    |    |                |                |    |    |                |  |  |    |  |  |             |    |  |             |             |    |    |             |             |    |    |             |             |    |    |             |             |   |   |             |             |   |   |             |             |   |   |             |             |   |   |             |                |   |   |                |  |  |   |  |  |             |    |    |             |             |    |   |             |             |    |   |             |             |    |   |             |             |    |   |             |             |    |   |             |                |    |   |             |                |    |   |             |                |    |   |             |                |    |   |             |
| Input 7 (-)   | 13  | 8  | Input 4 (+)    |             |             |    |    |             |        |    |    |  |             |    |  |             |             |    |    |             |        |    |   |  |             |   |  |             |             |   |   |             |        |    |   |  |             |   |  |             |             |   |   |             |        |    |   |        |                |    |    |                |                |    |    |                |  |  |    |  |  |             |    |  |             |             |    |    |             |             |    |    |             |             |    |    |             |             |   |   |             |             |   |   |             |             |   |   |             |             |   |   |             |                |   |   |                |  |  |   |  |  |             |    |    |             |             |    |   |             |             |    |   |             |             |    |   |             |             |    |   |             |             |    |   |             |                |    |   |             |                |    |   |             |                |    |   |             |                |    |   |             |
| Input 8 (-)   | 14  | 7  | Input 3 (+)    |             |             |    |    |             |        |    |    |  |             |    |  |             |             |    |    |             |        |    |   |  |             |   |  |             |             |   |   |             |        |    |   |  |             |   |  |             |             |   |   |             |        |    |   |        |                |    |    |                |                |    |    |                |  |  |    |  |  |             |    |  |             |             |    |    |             |             |    |    |             |             |    |    |             |             |   |   |             |             |   |   |             |             |   |   |             |             |   |   |             |                |   |   |                |  |  |   |  |  |             |    |    |             |             |    |   |             |             |    |   |             |             |    |   |             |             |    |   |             |             |    |   |             |                |    |   |             |                |    |   |             |                |    |   |             |                |    |   |             |
| Input 7 (+)   | 15  | 6  | Input 4 (-)    |             |             |    |    |             |        |    |    |  |             |    |  |             |             |    |    |             |        |    |   |  |             |   |  |             |             |   |   |             |        |    |   |  |             |   |  |             |             |   |   |             |        |    |   |        |                |    |    |                |                |    |    |                |  |  |    |  |  |             |    |  |             |             |    |    |             |             |    |    |             |             |    |    |             |             |   |   |             |             |   |   |             |             |   |   |             |             |   |   |             |                |   |   |                |  |  |   |  |  |             |    |    |             |             |    |   |             |             |    |   |             |             |    |   |             |             |    |   |             |             |    |   |             |                |    |   |             |                |    |   |             |                |    |   |             |                |    |   |             |
| Input 8 (+)   | 16  | 5  | Input 3 (-)    |             |             |    |    |             |        |    |    |  |             |    |  |             |             |    |    |             |        |    |   |  |             |   |  |             |             |   |   |             |        |    |   |  |             |   |  |             |             |   |   |             |        |    |   |        |                |    |    |                |                |    |    |                |  |  |    |  |  |             |    |  |             |             |    |    |             |             |    |    |             |             |    |    |             |             |   |   |             |             |   |   |             |             |   |   |             |             |   |   |             |                |   |   |                |  |  |   |  |  |             |    |    |             |             |    |   |             |             |    |   |             |             |    |   |             |             |    |   |             |             |    |   |             |                |    |   |             |                |    |   |             |                |    |   |             |                |    |   |             |
| Thermistor (+)  | A2  | 4  | Input 2 (+)    |             |             |    |    |             |        |    |    |  |             |    |  |             |             |    |    |             |        |    |   |  |             |   |  |             |             |   |   |             |        |    |   |  |             |   |  |             |             |   |   |             |        |    |   |        |                |    |    |                |                |    |    |                |  |  |    |  |  |             |    |  |             |             |    |    |             |             |    |    |             |             |    |    |             |             |   |   |             |             |   |   |             |             |   |   |             |             |   |   |             |                |   |   |                |  |  |   |  |  |             |    |    |             |             |    |   |             |             |    |   |             |             |    |   |             |             |    |   |             |             |    |   |             |                |    |   |             |                |    |   |             |                |    |   |             |                |    |   |             |
| Thermistor (+)  | A1  | 3  | Input 1 (+)    |             |             |    |    |             |        |    |    |  |             |    |  |             |             |    |    |             |        |    |   |  |             |   |  |             |             |   |   |             |        |    |   |  |             |   |  |             |             |   |   |             |        |    |   |        |                |    |    |                |                |    |    |                |  |  |    |  |  |             |    |  |             |             |    |    |             |             |    |    |             |             |    |    |             |             |   |   |             |             |   |   |             |             |   |   |             |             |   |   |             |                |   |   |                |  |  |   |  |  |             |    |    |             |             |    |   |             |             |    |   |             |             |    |   |             |             |    |   |             |             |    |   |             |                |    |   |             |                |    |   |             |                |    |   |             |                |    |   |             |
| Thermistor (-)  | B2  | 2  | Input 2 (-)    |             |             |    |    |             |        |    |    |  |             |    |  |             |             |    |    |             |        |    |   |  |             |   |  |             |             |   |   |             |        |    |   |  |             |   |  |             |             |   |   |             |        |    |   |        |                |    |    |                |                |    |    |                |  |  |    |  |  |             |    |  |             |             |    |    |             |             |    |    |             |             |    |    |             |             |   |   |             |             |   |   |             |             |   |   |             |             |   |   |             |                |   |   |                |  |  |   |  |  |             |    |    |             |             |    |   |             |             |    |   |             |             |    |   |             |             |    |   |             |             |    |   |             |                |    |   |             |                |    |   |             |                |    |   |             |                |    |   |             |
| Thermistor (-)  | B1  | 1  | Input 1 (-)    |             |             |    |    |             |        |    |    |  |             |    |  |             |             |    |    |             |        |    |   |  |             |   |  |             |             |   |   |             |        |    |   |  |             |   |  |             |             |   |   |             |        |    |   |        |                |    |    |                |                |    |    |                |  |  |    |  |  |             |    |  |             |             |    |    |             |             |    |    |             |             |    |    |             |             |   |   |             |             |   |   |             |             |   |   |             |             |   |   |             |                |   |   |                |  |  |   |  |  |             |    |    |             |             |    |   |             |             |    |   |             |             |    |   |             |             |    |   |             |             |    |   |             |                |    |   |             |                |    |   |             |                |    |   |             |                |    |   |             |
| <p>Terminals E1, E2, E4, E6, and E8 are electrically connected together, A1 and A2 are electrically connected together, B1 and B2 are electrically connected together</p>   |   | <p>46743</p>   |                |             |             |    |    |             |        |    |    |  |             |    |  |             |             |    |    |             |        |    |   |  |             |   |  |             |             |   |   |             |        |    |   |  |             |   |  |             |             |   |   |             |        |    |   |        |                |    |    |                |                |    |    |                |  |  |    |  |  |             |    |  |             |             |    |    |             |             |    |    |             |             |    |    |             |             |   |   |             |             |   |   |             |             |   |   |             |             |   |   |             |                |   |   |                |  |  |   |  |  |             |    |    |             |             |    |   |             |             |    |   |             |             |    |   |             |             |    |   |             |             |    |   |             |                |    |   |             |                |    |   |             |                |    |   |             |                |    |   |             |

GFK-1290D  
May 1997

## Thermocouple Input Module

### Using an Optional Thermocouple Terminal Block

The Thermocouple Terminal Block (IC670CHS004), which has two built-in thermistors, can be used to provide local reference junction compensation. The Thermocouple Terminal Block is installed in the same manner as other Field Control I/O Terminal Blocks.

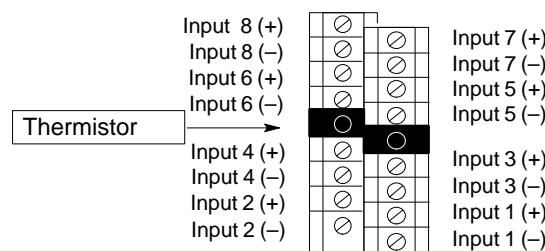


**Caution**

The Thermocouple Terminal Block must be used with a grounded conductive DIN rail to assure that the assembly screws in the terminal block base cover are connected to chassis ground.

### Connecting Thermocouples to a Thermocouple Terminal Block

For each module, the connector pin assignments on terminal block IC670CHS004 with the base mounted in the position shown above are:



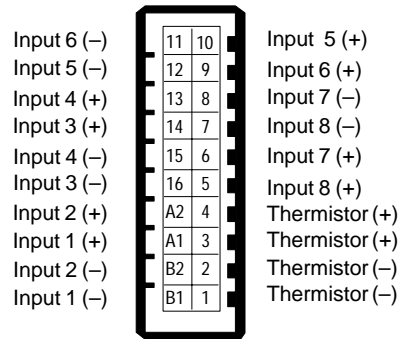
# Analog Input Module

## Thermocouple Input Module

GFK-1290D  
May 1997

### Connecting a Thermocouple Terminal Block to the I/O Terminal Block

Connect a Thermocouple Terminal Block (IC670CHS004) to the I/O Terminal block (IC670CHS003) using an appropriate cable. The diagram below shows the pin assignments for each Wire to Board connector on the Thermocouple Terminal Block (IC670CHS004).



46744

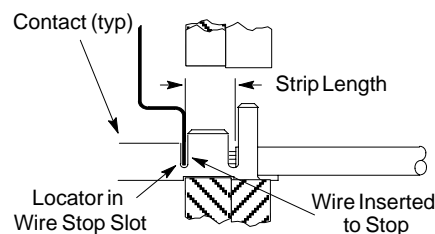
### Using a Crimping Tool

Pins (catalog number IC670ACC003) must be installed on individual wires using a crimping tool. The AMP™ Pro-Crimper™ II, Hand Tool Assembly 90546-1 is recommended. The tool must be properly adjusted, as detailed in the instructions that come with the tool.

1. Strip the wire 3.96 to 4.75mm (0.156 to 0.187in), taking care not to nick or cut wire strands.
2. Hold the tool with the back (wire side) facing you. Squeeze tool handles together and allow them to open fully.
3. Holding the contact by the mating end, insert the contact—insulation barrel first—through the front of the tool into the appropriate crimp section. Position the contact with the mating end on the locator side of the tool, so that the open “U” of the wire and insulation barrels face the top of the tool. Place the contact up into the nest so that the movable locator drops into the slot in the contact. Butt the front end of the wire barrel against the movable locator.

**NOTE:** Be sure both sides of the insulation barrel are started evenly into the crimping section. DO NOT attempt to crimp an improperly-positioned contact.

4. Hold the contact in position and squeeze the tool handles together until ratchet engages enough to hold the contact in position. DO NOT deform insulation barrel or wire barrel.
5. Insert stripped wire into contact until it is butted against wire stop as shown.
6. Holding wire in place, squeeze tool handles together until ratchet releases.
7. Check the contact’s crimp height as described in the tool instruction sheet. Adjust the crimp height if necessary before continuing.



46721

GFK-1290D  
May 1997

**Thermocouple Input Module**

**Diagnostics**

The Thermocouple module performs diagnostics and provides the diagnostic data to the Bus Interface Unit's discrete input (I) table.

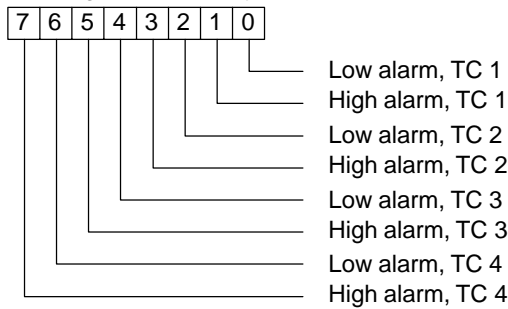
The module sets the appropriate bit when a diagnostic condition is detected. The bit remains set until it is cleared.

Alarm bits are set if the processed value for a channel exceeds its configured alarm limit.

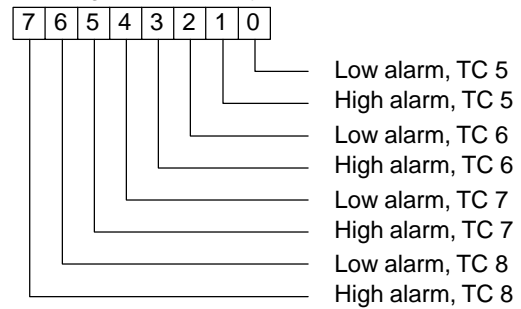
Overrange bits are set if the millivolt value for an input exceeds the limits of its span.

Open circuit is checked every time a thermocouple input is read (unless Open TC checking is disabled). If the circuit is open, the corresponding bit is set, and the input is not processed further.

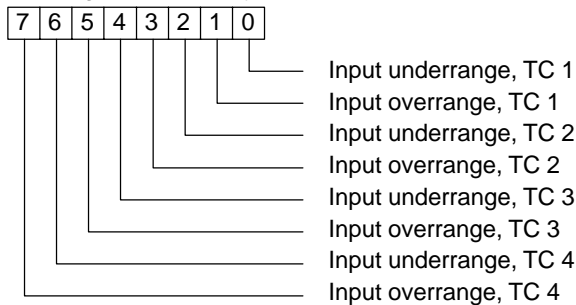
Circuit Diagnostics Bits (byte 0)



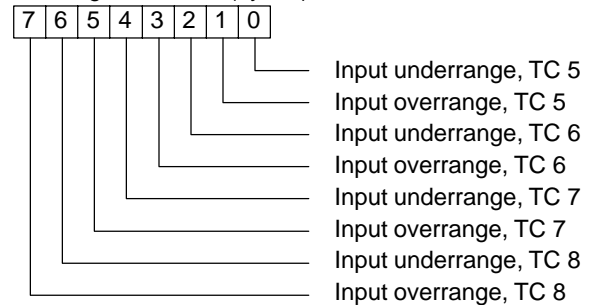
Circuit Diagnostics Bits (byte 1)



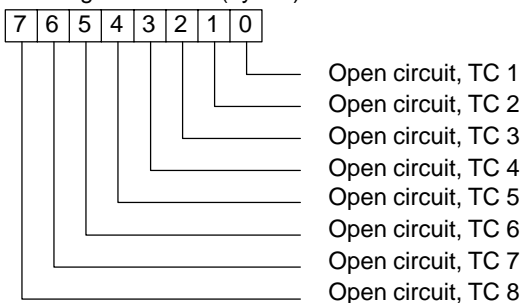
Circuit Diagnostics Bits (byte 2)



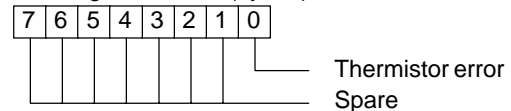
Circuit Diagnostics Bits (byte 3)



Circuit Diagnostics Bits (byte 4)



Circuit Diagnostics Bits (byte 5)



# Analog Input Module

## Thermocouple Input Module

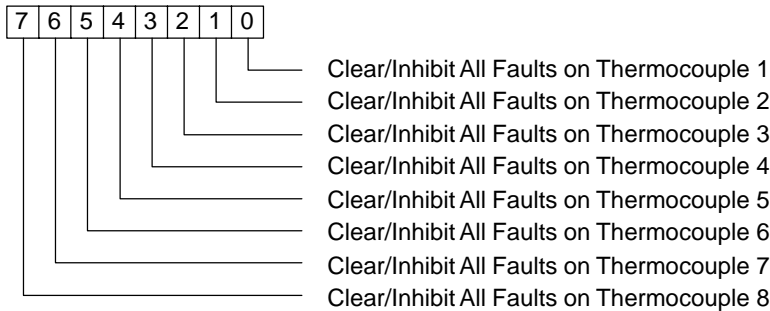
GFK-1290D  
May 1997

### Clearing Faults and Alarms

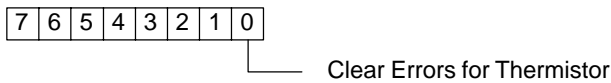
The host can use a set of 16 discrete output bits in the BIU's discrete output (Q) table to clear and inhibit faults and alarms for the Thermocouple Input module. Setting the appropriate bit from the host clears all diagnostic bits for that thermocouple that may be set.

The discrete input bits for a channel remain clear in the BIU as long as the corresponding discrete output bit is set.

Output Command Bits to Clear Diagnostics (byte 0)



Output Command Bits to Clear Diagnostics (byte 1)



A thermistor error occurs if the calculated temperature value from the thermistor is less than -10 degrees C or greater than +75 degrees C.



# CONTACT US & SUPPORT

NEED A QUOTE OR TECHNICAL PARTS REPLACEMENT?

**Company:** [PLC ProTech Ltd.](#)  
**Website:** [www.plcprotech.com](http://www.plcprotech.com)  
**Email:** [sales@plcprotech.com](mailto:sales@plcprotech.com)  
**Phone:** +86 180 4631 7198

## Our Service Guarantee:

- 100% Brand New Original & Factory Sealed Components
- 12-Month Quality Warranty on All Industrial Parts
- Worldwide Same-Day Fast Dispatch via DHL / FedEx

[SUBMIT ONLINE RFQ \(REQUEST FOR QUOTE\) >>](#)

[About Us](#) · [Contact](#) · [All Products](#)